

PACKET ROW

NEW YORK, 1842



New York, 1842. The docks along South Street bustle with activity. Packet ships are constantly arriving and departing, and on land, the voices of immigrants of numerous different nationalities mingle with the sounds of workers loading cargo and supplies into the ships.

There are so many packet ships waiting for passengers and cargo along these docks, that the area has become known as the „Packet Row“.

Here, the major import and export companies had their main offices. Each player represents one of these trading companies, trying to make as much profit as possible on the trans-Atlantic trade.


However, having a lot of cash is not enough to win this game. More importantly, the players must spend their money for the benefit of the city at the right time during the game, in order to gain as many victory points as possible.

COMPONENTS

4 game boards:



guildhall



docks




market




bank


38 guildhall cards:



24x contract



5x assistant




9x victory points



42 docks cards:



18x merchant ship




5x captain



5x single gold nugget



5x double gold nugget




9x victory point


42 market cards:



7 cards for each type of goods: grain, cotton, fur and tobacco




5x trader




9x victory points



38 bank cards:



24x money



5x banker



9x victory points



12 starting contract cards:

3 cards for each type of goods: grain, cotton, fur and tobacco

You can recognize the starting contract cards through this symbol.




money:

in values \$1, \$5, \$10 and \$20



5 playing pieces:

one in each player colour



1 harbour master token

SET UP

- Place the game boards in the middle of the table.
- Sort the cards by game board. Shuffle each deck and place them in a face down deck on the **talon** field of the corresponding game board.
- Place the money in a supply next to the game boards.
- Each player gets \$25.

Special rule for two player games:

Draw six cards from each deck and place these cards (unseen) in the box. These cards won't be used in this game.

Important:

Players must keep their money clearly visible in front of them during the game.

- Draw two cards from each deck and place these cards face up on the two **future supply** spaces on the corresponding game board.
 - Draw a number of cards from each deck and place these cards face up on the **current supply** spaces on the corresponding game board. The number of cards to draw depends on the number of players in the game:
- | | | | | |
|-----------------------------|---|---|---|---|
| Number of players | 2 | 3 | 4 | 5 |
| Cards in the current supply | 2 | 2 | 3 | 4 |
- Each player gets a playing piece in the colour of his choice and places this in front of him.
 - Choose a starting player. This player gets the harbour master token. He'll be the harbour master in the first round.
 - Shuffle the starting contract cards. Each player gets one card. Return the remaining starting contract cards to the box. These cards aren't used in this game.



GAME OVERVIEW

The game is played in rounds. Each round the harbour master chooses one of the four game areas (guildhall, docks, market or bank) and asks the other players in clockwise order (starting with the player left of the harbour master) whether they want to take a card from the **current supply** of the chosen game area or not. After asking all other players, the harbour master must decide to take a card (if available) or not.

If the harbour master chooses not to take a card in this game area, he chooses another area (not chosen this round) and the procedure above is repeated. If a player takes a card, he must place his playing piece on the space the card is taken from.

Each round a player can take one card only. Once his playing piece is placed on one of the game boards, that player cannot take anymore cards this round. If a player decides not to take a card, he keeps his playing piece and might get the opportunity to take a card from another area this round.

If all other players have taken a card this round, the harbour master must take a card from either the current area or from a game area not chosen this round. He is not allowed to choose from a previously chosen game area or choose another game area and not take a card. If the harbour master can't or doesn't want to take a card at this moment he must pass and the round ends.

Rules for taking cards:

- Players can only take cards from the current supply (exception: Assistant – see card overview)
- If a player takes a goods, victory point or gold nuggets card, he must pay the costs to the supply.
- Players add all cards taken to their hands and keep these hidden from other players (exception: merchant ships are placed in front of the player.)

A round ends when the harbour master takes a card or when no areas are left to choose from. It is possible that not all players take a card each round.

After a round has ended prepare the next round:

- For each game area which has been chosen this round:
 - › Return the playing pieces to the corresponding players.
 - › Discard all remaining cards from the current supply on each game board to the corresponding discard pile.
 - › Move the cards from the future supply to the current supply. Draw one (four player game) or two (five player game) additional cards from the corresponding deck and add these cards face up to the current supply.
 - › Draw two cards from each deck and place them face up in the future supply.
- The harbour master token is given to the next player in clockwise order. He'll be the harbour master in the next round.

Then a new round is played.

FULFILLING THE CONTRACTS

At any time during the game, players can fulfil contracts. To fulfil a contract a player must have a **contract card**, the matching **good card(s)** and a matching **merchant ship card**. The player discards these cards and takes the amount of money shown on the contract card from the supply.

Rules for fulfilling contracts

- It is allowed to fulfil a contract with more goods than needed. The excess goods are lost. No refund is given.
- It is allowed to fulfil multiple contracts of the same destination with one merchant ship card.
- If a player fulfils multiple contracts at once (with the same or different destinations), he may divide the goods on the used goods cards as needed between the contracts. This way he can divide the goods on a card between two or more ships.

Example 1:

Anna has these cards:



Anna can fulfil this contract by discarding the contract, the two goods cards and the merchant ship. She'll get \$35 from the supply.

Example 2:

David has these cards:



He can fulfil three contracts at once. His tobacco will be split among the two contracts. The excess cotton is lost. He'll get \$35 + \$15 + \$15 = \$65 from the supply. All cards used for fulfilling these contracts are discarded.

EXAMPLE OF A ROUND:



In a game with four players Anna is the harbour master. She decides to go to the market and asks Ben if he wants to take a card from this game area.

He chooses the library and pays \$15 to the supply. He puts his playing piece on the space he took the card from and adds the card to his hand. Now Anna asks Cedric. He doesn't want a card from this game area and keeps his playing piece.

Then David is asked to decide whether or not to take a card from the market. He wants tobacco, but since the card with three tobacco is in the future supply he decides to take the card with one tobacco and pays \$2.

Finally Anna may decide to take a card. She doesn't want any of the cards left in the market and has to choose another game area.



Since both Anna and Cedric didn't take a card this round (from the market), Anna asks Cedric if he wants to take a card from the docks. He decides to pass again, hoping to get a chance in another game area. But bad luck for him... Anna decides to take a merchant ship. This card costs her no money and she places the card in front of her.

Anna, the harbour master this round, has taken a card. The round ends. Unfortunately for Cedric, he did not get a card this round.

This is the end of the round. The cards in the current supply in the market and the docks are discarded. The current supplies in these game areas are refilled with the cards of the future supply and one card from the deck. Also two new cards for the future supply are drawn. Anna gives the harbour master token to Ben. He'll be the harbour master in the next round.

END OF THE GAME

When the **current supply** on a number of boards, depending on the number of players, cannot be refilled properly at the end of a round, the game ends immediately.

Number of players	2	3	4	5
Number of boards not properly refilled	1	1	2	3

Note: If there aren't enough cards to refill the **future supply**, the game doesn't end. In the final round of a four or five player game, players will have less cards to choose from, since the required number of cards will not be available at all boards.

SCORING AND WINNER

At the end of the game players may fulfil any contracts they have, according to the regular rules. Players now discard all money cards in their hand and take the corresponding amount of money from the supply.


Now all players score points for:

- **victory points cards:** VP's on card
- **money:** 1 VP per \$10
- **bankers:** 3/2/1 VP (see "The Bank Cards")

The player with the most victory points wins the game. In case of tie, the tied player with the most money wins the game.



CARDS OVERVIEW




Victory points

These cards are available in all areas. To pick up a victory points card, the player must pay the price shown on the card to the supply. At the end of the game the player scores the victory points determined by the card.

Example: The university costs \$18 and scores the player 4 VP at the end of the game.


THE MARKET CARDS



Goods

To pick up a goods card the player must pay the price shown on the card to the supply. Goods are used to fulfil contracts.

Example: This card costs \$6 and gives you two fur.




Trader

Picking up a trader card costs no money. When fulfilling a contract, you can use a trader card to change the type of goods on one goods card into a different type of goods. The trader card is discarded after being used.

Example: A player has a contract demanding three fur. He has a goods card with one fur and another with two

cotton. He can use the trader to "change" the cotton into fur to fulfil this contract. Note that the player only can use the trader when fulfilling a contract, he doesn't change cards! Of course he still needs to have a merchant ship too.

THE GUILDHALL CARDS



Contract

Picking up a contract card costs no money. Each contract card shows how many of one type of goods should be shipped to a certain destination and the reward you will get for fulfilling this contract.

Example: To fulfil this contract you need three cotton and a ship with destination the Netherlands to earn \$25.



Assistant

Picking up an assistant card costs no money. A player can use an assistant card to pick up a card from the future supply instead of the current supply, when taking a card from the chosen game area. The assistant card is discarded after being used.

Example: If David had an assistant card in the example on page 5, he could use this card to take the card with three tobacco from the future supply. Of course he still had to pay \$10 to take that card.

THE DOCKS CARDS



Merchant ship

Picking up a merchant ship card costs no money. Merchant ship cards are placed in front of the player. Each merchant ship card shows one of the six different destination countries (Great Britain, France, The Netherlands, Sweden, Spain and The German Confederation) and can only be used to fulfil contracts to that destination.

Example: This card can be used to ship goods to Great Britain.



Gold nuggets

To pick up a gold nugget card the player must pay the price shown on the card to the supply. A single gold nugget can be used as one good of any kind when fulfilling a contract. A double Gold nugget can be used as two goods of the same kind.

Example: This card costs \$4 and can be used for one good of any kind.




Captain

Picking up a captain card costs no money. A player can use a captain card to change the destination of a merchant ship when fulfilling one or more contracts. The captain card is discarded after being used.

Note: When fulfilling two or more contracts using the same ship, the contracts must have the same destination, even if a captain card is used.

Example: A player has a contract to ship goods to France. He also has the required goods, but his merchant ship is planning to sail to Spain. He can use the captain to change the destination of this ship to fulfil the contract.


THE BANK CARDS



Money

Picking up a money card costs no money. A player can discard a money card at any time during the game to take the corresponding amount of money from the supply.

Example: This card gives the player \$4.



Banker

Picking up a banker card costs no money. Banker cards have no effect during the game, but can score points at the end of the game for the player with the most money.

In a two or three player game: the player with the most money at the end of the game scores 2 VP for each banker card in his hand. If two or more players are tied for the most money, all tied players score the banker cards in their hand.

In a four or five player game: the player with the most money at the end of the game scores 3 VP for each banker card in his hand. The player with the second most money scores 1 VP for each banker card in his hand. If a player does not have the most or second most money, he receives no VP for his Banker cards. If two or more players are tied for the most money, all tied players score the banker cards in their hand. No VPs will be given to the player with the second most money. If two or more players are tied for second most money, all tied players score 1 VP for each banker card in their hand.

CREDITS

Game design: Åse & Henrik Berg
Illustrations: Michael Menzel
Graphic Design: Hans-Georg Schneider, Christine Conrad
Rulebook development: Jeroen Hollander
Project manager: Jonny de Vries



© 2013 White Goblin Games
www.whitegoblingames.com